


## Form C: Type Test Verification Report

All Micro-generators connected to the **DNO Distribution Network** shall be **Fully Type Tested**. This form is the **Manufacturer's** declaration of compliance with the requirements of G98.

This form should be used when making a Type Test submission to the Energy Networks Association (ENA).

If the **Micro-generator** is **Fully Type Tested** and already registered with the ENA **Type Test Verification Report** Register, the **Installation Document** should include the **Manufacturer's** Reference Number (the Product ID), and this form does not need to be submitted.

Where the **Micro-generator** is **Fully Type Tested** and not registered with the ENA **Type Test Verification Report** Register this form needs to be completed and provided to the **DNO**, to confirm that the **Micro-generator** has been tested to satisfy the requirements of this EREC G98.

|  |   |  |                  |
|--|---|--|------------------|
| <b>Manufacturer's</b> reference number   |   | FOXES/03511/V1   |                  |
| <b>Micro-generator</b> technology  |   | Grid-tied photovoltaic inverter  |                  |
| <b>Manufacturer</b> name   |   | FOXESS Co., Ltd.   |                  |
| Address  |   | Room A203, Building C, No 205, Binghai Six Road, New Airport Industry Area, Longwan District, Wenzhou, Zhejiang Province |                  |
| Tel  | 0510-68092998   | Fax  |                  |
| E-mail   | info@fox-ess.com  | Web site   | www.fox-ess.com  |
| <b>Registered Capacity</b> , use separate sheet if more than one connection option.  | Connection Option   |  |                  |
|  | 5.0   | kW three phase   |                  |
|  | 6.0   | kW three phase   |                  |
|  | 8.0   | kW three phase   |                  |
|  | 10.0  | kW three phase   |                  |
| <b>Manufacturer Type Test</b> declaration. - I certify that all products supplied by the company with the above <b>Fully Type Tested</b> reference number will be manufactured and tested to ensure that they perform as stated in this document, prior to shipment to site and that no site modifications are required to ensure that the product meets all the requirements of EREC G98.   |   |  |                  |
| Signed   |  | On behalf of   | FOXESS Co., Ltd. |
| <p>Note that testing can be done by the <b>Manufacturer</b> of an individual component or by an external test house.</p> <p>Where parts of the testing are carried out by persons or organisations other than the <b>Manufacturer</b> then that person or organisation shall keep copies of all test records and results supplied to them to verify that the testing has been carried out by people with sufficient technical competency to carry out the tests.</p> |   |  |                  |

**Operating Range:** This test should be carried out as specified in EN 50438 D.3.1.

**Active Power** shall be recorded every second. The tests will verify that the **Micro-generator** can operate within the required ranges for the specified period of time.

The **Interface Protection** shall be disabled during the tests.

In case of a PV **Micro-generator** the PV primary source may be replaced by a **DC** source.

In case of a full converter **Micro-generator** (eg wind) the primary source and the prime mover **Inverter/rectifier** may be replaced by a **DC** source.

In case of a DFIG **Micro-generator** the mechanical drive system may be replaced by a test bench motor.

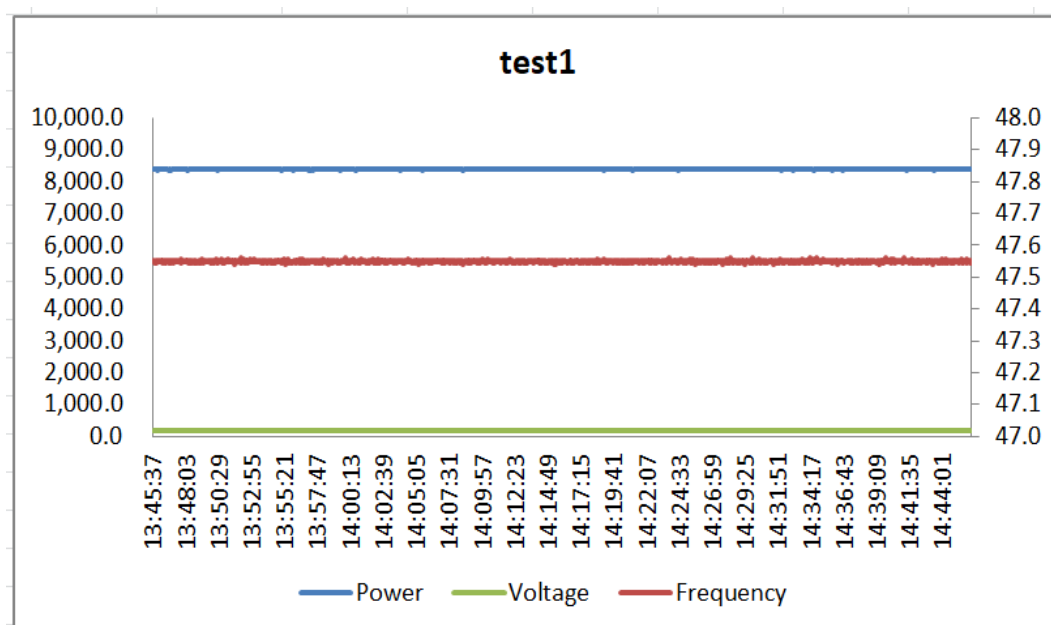
#### Test 1

Voltage = 85% of nominal (195.5 V)

Frequency = 47.5 Hz

Power factor = 1

Period of test 60 minutes



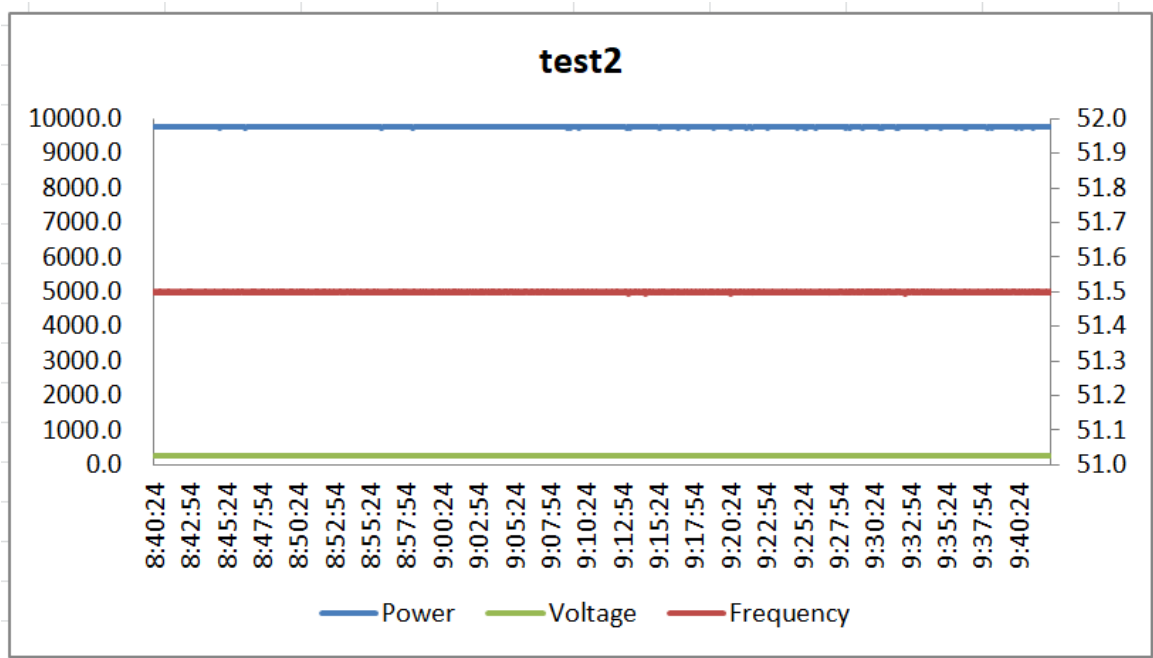
#### Test 2

Voltage = 110% of nominal (253 V).

Frequency = 51.5 Hz

Power factor = 1

Period of test 60 minutes



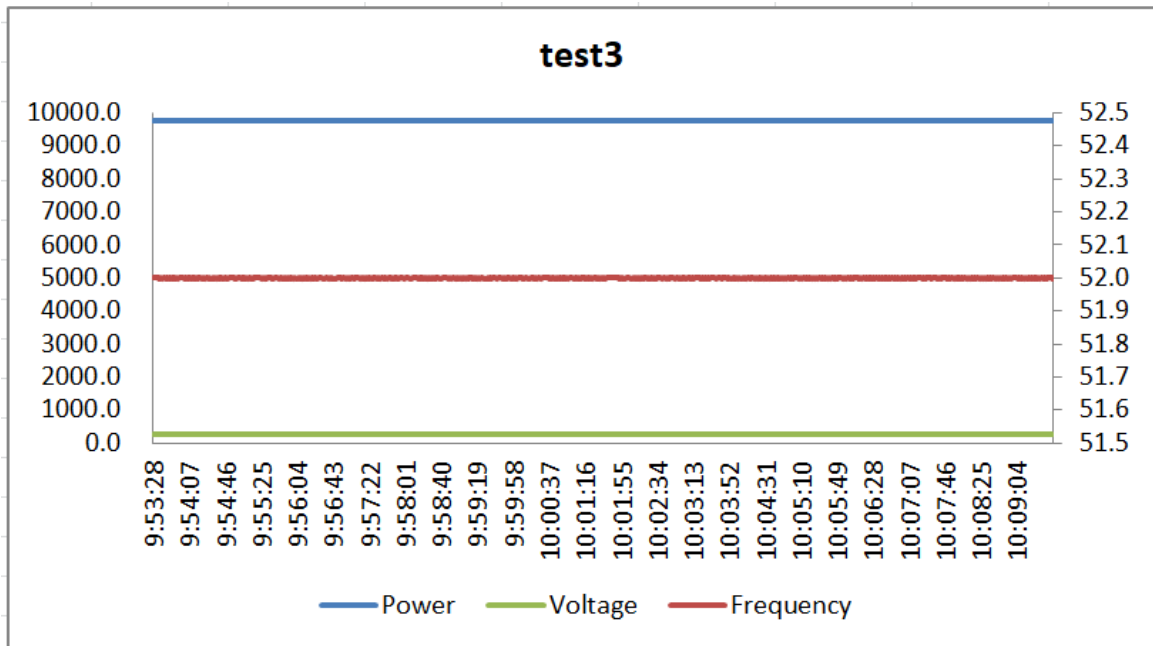
Test 3

Voltage = 110% of nominal (253 V).

Frequency = 52.0 Hz

Power factor = 1

Period of test 15 minutes



**Power Quality – Harmonics:** These tests should be carried out as specified in BS EN 61000-3-2. The chosen test should be undertaken with a fixed source of energy at two power levels a) between 45 and 55% and b) at 100% of Registered Capacity. The test requirements are specified in Annex A1 A.1.3.1 (Inverter connected) or Annex A2 A.2.3.1 (Synchronous).

**Micro-generator tested to BS EN 61000-3-2**

| Micro-generator rating per phase (rpp) |                                  | 10.0  | kW    |                                  |   |
|--|----------------------------------|-------|-------|----------------------------------|---|
| Harmonic                               | At 45-55% of Registered Capacity |       |       | Limit in BS EN 61000-3-2 in Amps | Higher limit for odd harmonics 21 and above |
|  | Measured Value MV in Amps        |       |       |                                  |   |
|  | R                                | S     | T     |                                  |   |
| 2                                      | 0.019                            | 0.022 | 0.029 | 1.080                            |   |
| 3                                      | 0.124                            | 0.129 | 0.117 | 2.300                            |   |
| 4                                      | 0.025                            | 0.033 | 0.010 | 0.430                            |   |
| 5                                      | 0.025                            | 0.034 | 0.027 | 1.140                            |   |
| 6                                      | 0.010                            | 0.014 | 0.011 | 0.300                            |   |
| 7                                      | 0.018                            | 0.024 | 0.022 | 0.770                            |   |
| 8                                      | 0.013                            | 0.007 | 0.015 | 0.230                            |   |
| 9                                      | 0.023                            | 0.027 | 0.023 | 0.400                            |   |
| 10                                     | 0.008                            | 0.007 | 0.011 | 0.184                            |   |
| 11                                     | 0.024                            | 0.028 | 0.024 | 0.330                            |   |
| 12                                     | 0.006                            | 0.006 | 0.007 | 0.153                            |   |
| 13                                     | 0.018                            | 0.020 | 0.018 | 0.210                            |   |
| 14                                     | 0.006                            | 0.009 | 0.006 | 0.131                            |   |
| 15                                     | 0.021                            | 0.022 | 0.021 | 0.150                            |   |
| 16                                     | 0.007                            | 0.010 | 0.006 | 0.115                            |   |
| 17                                     | 0.023                            | 0.026 | 0.023 | 0.132                            |   |
| 18                                     | 0.006                            | 0.006 | 0.005 | 0.102                            |   |
| 19                                     | 0.017                            | 0.019 | 0.016 | 0.118                            |   |
| 20                                     | 0.005                            | 0.005 | 0.006 | 0.092                            |   |

|   |                                       |       |       |                                  |   |
|---|---------------------------------------|-------|-------|----------------------------------|---|
| 21  | 0.016                                 | 0.018 | 0.016 | 0.107                            | 0.160                                       |
| 22  | 0.006                                 | 0.006 | 0.007 | 0.084                            |   |
| 23  | 0.019                                 | 0.019 | 0.018 | 0.098                            | 0.147                                       |
| 24  | 0.007                                 | 0.007 | 0.006 | 0.077                            |   |
| 25  | 0.012                                 | 0.014 | 0.012 | 0.090                            | 0.135                                       |
| 26  | 0.006                                 | 0.009 | 0.005 | 0.071                            |   |
| 27  | 0.013                                 | 0.013 | 0.012 | 0.083                            | 0.124                                       |
| 28  | 0.006                                 | 0.008 | 0.005 | 0.066                            |   |
| 29  | 0.013                                 | 0.013 | 0.012 | 0.078                            | 0.117                                       |
| 30  | 0.005                                 | 0.006 | 0.004 | 0.061                            |   |
| 31  | 0.010                                 | 0.010 | 0.009 | 0.073                            | 0.109                                       |
| 32  | 0.004                                 | 0.005 | 0.004 | 0.058                            |   |
| 33  | 0.009                                 | 0.009 | 0.008 | 0.068                            | 0.102                                       |
| 34  | 0.004                                 | 0.005 | 0.004 | 0.054                            |   |
| 35  | 0.009                                 | 0.009 | 0.009 | 0.064                            | 0.096                                       |
| 36  | 0.005                                 | 0.006 | 0.004 | 0.051                            |   |
| 37  | 0.007                                 | 0.007 | 0.007 | 0.061                            | 0.091                                       |
| 38  | 0.004                                 | 0.006 | 0.004 | 0.048                            |   |
| 39  | 0.007                                 | 0.006 | 0.006 | 0.058                            | 0.087                                       |
| 40  | 0.004                                 | 0.006 | 0.004 | 0.046                            |   |
| <b>Micro-generator rating per phase (rpp)</b> |                                       |       | 10.0  | KW                               |   |
| Harmonic                                      | At 100% of <b>Registered Capacity</b> |       |       |                                  |   |
|   | Measured Value MV in Amps             |       |       | Limit in BS EN 61000-3-2 in Amps | Higher limit for odd harmonics 21 and above |
|   | R                                     | S     | T     |                                  |   |
| 2   | 0.015                                 | 0.021 | 0.024 | 1.080                            |   |
| 3   | 0.227                                 | 0.235 | 0.215 | 2.300                            |   |
| 4   | 0.036                                 | 0.047 | 0.013 | 0.430                            |   |

|    |       |       |       |       |       |
|----|-------|-------|-------|-------|-------|
| 5  | 0.055 | 0.065 | 0.059 | 1.140 |       |
| 6  | 0.010 | 0.015 | 0.009 | 0.300 |       |
| 7  | 0.032 | 0.031 | 0.029 | 0.770 |       |
| 8  | 0.024 | 0.020 | 0.022 | 0.230 |       |
| 9  | 0.019 | 0.021 | 0.016 | 0.400 |       |
| 10 | 0.012 | 0.014 | 0.016 | 0.184 |       |
| 11 | 0.019 | 0.021 | 0.018 | 0.330 |       |
| 12 | 0.006 | 0.010 | 0.008 | 0.153 |       |
| 13 | 0.014 | 0.019 | 0.014 | 0.210 |       |
| 14 | 0.007 | 0.008 | 0.006 | 0.131 |       |
| 15 | 0.017 | 0.021 | 0.016 | 0.150 |       |
| 16 | 0.009 | 0.010 | 0.007 | 0.115 |       |
| 17 | 0.019 | 0.022 | 0.018 | 0.132 |       |
| 18 | 0.006 | 0.008 | 0.006 | 0.102 |       |
| 19 | 0.014 | 0.018 | 0.013 | 0.118 |       |
| 20 | 0.010 | 0.012 | 0.011 | 0.092 |       |
| 21 | 0.014 | 0.017 | 0.013 | 0.107 | 0.160 |
| 22 | 0.007 | 0.010 | 0.010 | 0.084 |       |
| 23 | 0.017 | 0.020 | 0.017 | 0.098 | 0.147 |
| 24 | 0.007 | 0.008 | 0.007 | 0.077 |       |
| 25 | 0.011 | 0.014 | 0.012 | 0.090 | 0.135 |
| 26 | 0.007 | 0.007 | 0.005 | 0.071 |       |
| 27 | 0.012 | 0.014 | 0.011 | 0.083 | 0.124 |
| 28 | 0.007 | 0.007 | 0.005 | 0.066 |       |
| 29 | 0.015 | 0.017 | 0.014 | 0.078 | 0.117 |
| 30 | 0.005 | 0.006 | 0.004 | 0.061 |       |
| 31 | 0.009 | 0.011 | 0.009 | 0.073 | 0.109 |

|   |   |       |       |                                  |   |
|---|---|-------|-------|----------------------------------|---|
| 32  | 0.005                                   | 0.006 | 0.006 | 0.058                            |   |
| 33  | 0.010                                   | 0.012 | 0.009 | 0.068                            | 0.102                                       |
| 34  | 0.005                                   | 0.006 | 0.005 | 0.054                            |   |
| 35  | 0.012                                   | 0.013 | 0.011 | 0.064                            | 0.096                                       |
| 36  | 0.004                                   | 0.005 | 0.004 | 0.051                            |   |
| 37  | 0.009                                   | 0.010 | 0.008 | 0.061                            | 0.091                                       |
| 38  | 0.006                                   | 0.006 | 0.004 | 0.048                            |   |
| 39  | 0.008                                   | 0.009 | 0.008 | 0.058                            | 0.087                                       |
| 40  | 0.005                                   | 0.005 | 0.003 | 0.046                            |   |
| <b>Micro-generator rating per phase (rpp)</b> |   | 8.0   | kW    |                                  |   |
| Harmonic                                      | At 45-55% of <b>Registered Capacity</b> |       |       |                                  |   |
|   | Measured Value MV in Amps               |       |       | Limit in BS EN 61000-3-2 in Amps | Higher limit for odd harmonics 21 and above |
|   | R                                       | S     | T     |                                  |   |
| 2   | 0.024                                   | 0.023 | 0.029 | 1.080                            |   |
| 3   | 0.106                                   | 0.110 | 0.100 | 2.300                            |   |
| 4   | 0.024                                   | 0.023 | 0.013 | 0.430                            |   |
| 5   | 0.024                                   | 0.031 | 0.026 | 1.140                            |   |
| 6   | 0.009                                   | 0.009 | 0.014 | 0.300                            |   |
| 7   | 0.019                                   | 0.026 | 0.025 | 0.770                            |   |
| 8   | 0.013                                   | 0.010 | 0.010 | 0.230                            |   |
| 9   | 0.027                                   | 0.027 | 0.027 | 0.400                            |   |
| 10  | 0.007                                   | 0.009 | 0.008 | 0.184                            |   |
| 11  | 0.028                                   | 0.029 | 0.028 | 0.330                            |   |
| 12  | 0.006                                   | 0.006 | 0.007 | 0.153                            |   |
| 13  | 0.021                                   | 0.024 | 0.021 | 0.210                            |   |
| 14  | 0.007                                   | 0.008 | 0.008 | 0.131                            |   |
| 15  | 0.021                                   | 0.022 | 0.020 | 0.150                            |   |

|   |                                       |       |       |       |       |
|---|---------------------------------------|-------|-------|-------|-------|
| 16  | 0.008                                 | 0.007 | 0.008 | 0.115 |       |
| 17  | 0.022                                 | 0.022 | 0.021 | 0.132 |       |
| 18  | 0.006                                 | 0.006 | 0.006 | 0.102 |       |
| 19  | 0.016                                 | 0.016 | 0.014 | 0.118 |       |
| 20  | 0.005                                 | 0.004 | 0.005 | 0.092 |       |
| 21  | 0.015                                 | 0.015 | 0.013 | 0.107 | 0.160 |
| 22  | 0.006                                 | 0.005 | 0.006 | 0.084 |       |
| 23  | 0.016                                 | 0.016 | 0.013 | 0.098 | 0.147 |
| 24  | 0.006                                 | 0.006 | 0.006 | 0.077 |       |
| 25  | 0.010                                 | 0.011 | 0.008 | 0.090 | 0.135 |
| 26  | 0.007                                 | 0.006 | 0.007 | 0.071 |       |
| 27  | 0.010                                 | 0.010 | 0.008 | 0.083 | 0.124 |
| 28  | 0.006                                 | 0.006 | 0.006 | 0.066 |       |
| 29  | 0.010                                 | 0.009 | 0.008 | 0.078 | 0.117 |
| 30  | 0.004                                 | 0.004 | 0.004 | 0.061 |       |
| 31  | 0.008                                 | 0.008 | 0.007 | 0.073 | 0.109 |
| 32  | 0.004                                 | 0.003 | 0.004 | 0.058 |       |
| 33  | 0.007                                 | 0.007 | 0.006 | 0.068 | 0.102 |
| 34  | 0.004                                 | 0.004 | 0.004 | 0.054 |       |
| 35  | 0.007                                 | 0.007 | 0.007 | 0.064 | 0.096 |
| 36  | 0.004                                 | 0.004 | 0.004 | 0.051 |       |
| 37  | 0.006                                 | 0.006 | 0.006 | 0.061 | 0.091 |
| 38  | 0.005                                 | 0.004 | 0.005 | 0.048 |       |
| 39  | 0.005                                 | 0.005 | 0.006 | 0.058 | 0.087 |
| 40  | 0.004                                 | 0.004 | 0.005 | 0.046 |       |
| <b>Micro-generator</b> rating per phase (rpp) |                                       |       | 8.0   | KW    |       |
| Harmonic                                      | At 100% of <b>Registered Capacity</b> |       |       |       |       |



|    | Measured Value MV in Amps |       |       | Limit in BS EN 61000-3-2 in Amps | Higher limit for odd harmonics 21 and above |
|----|---------------------------|-------|-------|----------------------------------|---|
|    | R                         | S     | T     |                                  |   |
| 2  | 0.012                     | 0.012 | 0.015 | 1.080                            |   |
| 3  | 0.176                     | 0.184 | 0.163 | 2.300                            |   |
| 4  | 0.029                     | 0.041 | 0.010 | 0.430                            |   |
| 5  | 0.056                     | 0.065 | 0.058 | 1.140                            |   |
| 6  | 0.008                     | 0.012 | 0.007 | 0.300                            |   |
| 7  | 0.030                     | 0.032 | 0.031 | 0.770                            |   |
| 8  | 0.020                     | 0.013 | 0.020 | 0.230                            |   |
| 9  | 0.019                     | 0.024 | 0.016 | 0.400                            |   |
| 10 | 0.011                     | 0.011 | 0.014 | 0.184                            |   |
| 11 | 0.025                     | 0.029 | 0.026 | 0.330                            |   |
| 12 | 0.007                     | 0.009 | 0.007 | 0.153                            |   |
| 13 | 0.017                     | 0.023 | 0.017 | 0.210                            |   |
| 14 | 0.007                     | 0.008 | 0.004 | 0.131                            |   |
| 15 | 0.017                     | 0.021 | 0.016 | 0.150                            |   |
| 16 | 0.008                     | 0.010 | 0.005 | 0.115                            |   |
| 17 | 0.024                     | 0.026 | 0.024 | 0.132                            |   |
| 18 | 0.006                     | 0.007 | 0.006 | 0.102                            |   |
| 19 | 0.015                     | 0.018 | 0.014 | 0.118                            |   |
| 20 | 0.008                     | 0.008 | 0.009 | 0.092                            |   |
| 21 | 0.014                     | 0.018 | 0.014 | 0.107                            | 0.160                                       |
| 22 | 0.007                     | 0.008 | 0.008 | 0.084                            |   |
| 23 | 0.019                     | 0.020 | 0.019 | 0.098                            | 0.147                                       |
| 24 | 0.007                     | 0.008 | 0.006 | 0.077                            |   |
| 25 | 0.012                     | 0.014 | 0.012 | 0.090                            | 0.135                                       |
| 26 | 0.006                     | 0.007 | 0.004 | 0.071                            |   |

|   |   |       |       |                                  |   |
|---|---|-------|-------|----------------------------------|---|
| 27  | 0.013                                   | 0.014 | 0.012 | 0.083                            | 0.124                                       |
| 28  | 0.006                                   | 0.007 | 0.004 | 0.066                            |   |
| 29  | 0.015                                   | 0.016 | 0.014 | 0.078                            | 0.117                                       |
| 30  | 0.004                                   | 0.006 | 0.003 | 0.061                            |   |
| 31  | 0.009                                   | 0.010 | 0.009 | 0.073                            | 0.109                                       |
| 32  | 0.004                                   | 0.005 | 0.004 | 0.058                            |   |
| 33  | 0.010                                   | 0.011 | 0.009 | 0.068                            | 0.102                                       |
| 34  | 0.005                                   | 0.006 | 0.004 | 0.054                            |   |
| 35  | 0.010                                   | 0.010 | 0.009 | 0.064                            | 0.096                                       |
| 36  | 0.004                                   | 0.005 | 0.003 | 0.051                            |   |
| 37  | 0.008                                   | 0.009 | 0.007 | 0.061                            | 0.091                                       |
| 38  | 0.005                                   | 0.005 | 0.003 | 0.048                            |   |
| 39  | 0.008                                   | 0.008 | 0.008 | 0.058                            | 0.087                                       |
| 40  | 0.004                                   | 0.005 | 0.002 | 0.046                            |   |
| <b>Micro-generator rating per phase (rpp)</b> |   | 6.0   |       | kW                               |   |
| Harmonic                                      | At 45-55% of <b>Registered Capacity</b> |       |       |                                  |   |
|   | Measured Value MV in Amps               |       |       | Limit in BS EN 61000-3-2 in Amps | Higher limit for odd harmonics 21 and above |
|   | R                                       | S     | T     |                                  |   |
| 2   | 0.033                                   | 0.029 | 0.030 | 1.080                            |   |
| 3   | 0.097                                   | 0.109 | 0.092 | 2.300                            |   |
| 4   | 0.024                                   | 0.027 | 0.012 | 0.430                            |   |
| 5   | 0.027                                   | 0.034 | 0.030 | 1.140                            |   |
| 6   | 0.008                                   | 0.010 | 0.010 | 0.300                            |   |
| 7   | 0.020                                   | 0.024 | 0.026 | 0.770                            |   |
| 8   | 0.019                                   | 0.015 | 0.015 | 0.230                            |   |
| 9   | 0.023                                   | 0.026 | 0.025 | 0.400                            |   |
| 10  | 0.011                                   | 0.010 | 0.009 | 0.184                            |   |

|    |       |       |       |       |       |
|----|-------|-------|-------|-------|-------|
| 11 | 0.018 | 0.021 | 0.019 | 0.330 |       |
| 12 | 0.006 | 0.006 | 0.004 | 0.153 |       |
| 13 | 0.014 | 0.015 | 0.012 | 0.210 |       |
| 14 | 0.004 | 0.005 | 0.003 | 0.131 |       |
| 15 | 0.010 | 0.011 | 0.008 | 0.150 |       |
| 16 | 0.004 | 0.004 | 0.003 | 0.115 |       |
| 17 | 0.008 | 0.009 | 0.006 | 0.132 |       |
| 18 | 0.005 | 0.005 | 0.004 | 0.102 |       |
| 19 | 0.006 | 0.006 | 0.006 | 0.118 |       |
| 20 | 0.009 | 0.008 | 0.008 | 0.092 |       |
| 21 | 0.006 | 0.006 | 0.006 | 0.107 | 0.160 |
| 22 | 0.006 | 0.007 | 0.006 | 0.084 |       |
| 23 | 0.007 | 0.006 | 0.006 | 0.098 | 0.147 |
| 24 | 0.004 | 0.005 | 0.004 | 0.077 |       |
| 25 | 0.006 | 0.005 | 0.005 | 0.090 | 0.135 |
| 26 | 0.003 | 0.004 | 0.003 | 0.071 |       |
| 27 | 0.005 | 0.005 | 0.005 | 0.083 | 0.124 |
| 28 | 0.003 | 0.003 | 0.003 | 0.066 |       |
| 29 | 0.005 | 0.005 | 0.005 | 0.078 | 0.117 |
| 30 | 0.003 | 0.004 | 0.004 | 0.061 |       |
| 31 | 0.005 | 0.004 | 0.003 | 0.073 | 0.109 |
| 32 | 0.005 | 0.006 | 0.006 | 0.058 |       |
| 33 | 0.003 | 0.004 | 0.003 | 0.068 | 0.102 |
| 34 | 0.004 | 0.005 | 0.005 | 0.054 |       |
| 35 | 0.003 | 0.003 | 0.003 | 0.064 | 0.096 |
| 36 | 0.002 | 0.004 | 0.003 | 0.051 |       |
| 37 | 0.003 | 0.003 | 0.002 | 0.061 | 0.091 |

|   |                                       |       |       |                                  |   |
|---|---------------------------------------|-------|-------|----------------------------------|---|
| 38  | 0.002                                 | 0.003 | 0.002 | 0.048                            |   |
| 39  | 0.003                                 | 0.003 | 0.002 | 0.058                            | 0.087                                       |
| 40  | 0.002                                 | 0.003 | 0.002 | 0.046                            |   |
| <b>Micro-generator</b> rating per phase (rpp) |                                       | 6.0   | KW    |                                  |   |
| Harmonic                                      | At 100% of <b>Registered Capacity</b> |       |       |                                  |   |
|   | Measured Value MV in Amps             |       |       | Limit in BS EN 61000-3-2 in Amps | Higher limit for odd harmonics 21 and above |
|   | R                                     | S     | T     |                                  |   |
| 2   | 0.015                                 | 0.020 | 0.020 | 1.080                            |   |
| 3   | 0.142                                 | 0.146 | 0.131 | 2.300                            |   |
| 4   | 0.025                                 | 0.034 | 0.006 | 0.430                            |   |
| 5   | 0.042                                 | 0.051 | 0.043 | 1.140                            |   |
| 6   | 0.009                                 | 0.013 | 0.009 | 0.300                            |   |
| 7   | 0.025                                 | 0.029 | 0.026 | 0.770                            |   |
| 8   | 0.016                                 | 0.010 | 0.015 | 0.230                            |   |
| 9   | 0.019                                 | 0.024 | 0.018 | 0.400                            |   |
| 10  | 0.008                                 | 0.008 | 0.011 | 0.184                            |   |
| 11  | 0.020                                 | 0.024 | 0.020 | 0.330                            |   |
| 12  | 0.004                                 | 0.005 | 0.005 | 0.153                            |   |
| 13  | 0.013                                 | 0.018 | 0.014 | 0.210                            |   |
| 14  | 0.004                                 | 0.006 | 0.003 | 0.131                            |   |
| 15  | 0.015                                 | 0.018 | 0.014 | 0.150                            |   |
| 16  | 0.005                                 | 0.008 | 0.004 | 0.115                            |   |
| 17  | 0.017                                 | 0.019 | 0.017 | 0.132                            |   |
| 18  | 0.004                                 | 0.004 | 0.004 | 0.102                            |   |
| 19  | 0.012                                 | 0.016 | 0.012 | 0.118                            |   |
| 20  | 0.006                                 | 0.005 | 0.008 | 0.092                            |   |
| 21  | 0.012                                 | 0.016 | 0.012 | 0.107                            | 0.160                                       |

|   |   |       |       |                                  |   |
|---|---|-------|-------|----------------------------------|---|
| 22  | 0.005                                   | 0.005 | 0.006 | 0.084                            |   |
| 23  | 0.015                                   | 0.016 | 0.014 | 0.098                            | 0.147                                       |
| 24  | 0.005                                   | 0.005 | 0.005 | 0.077                            |   |
| 25  | 0.009                                   | 0.012 | 0.009 | 0.090                            | 0.135                                       |
| 26  | 0.005                                   | 0.006 | 0.003 | 0.071                            |   |
| 27  | 0.010                                   | 0.011 | 0.009 | 0.083                            | 0.124                                       |
| 28  | 0.004                                   | 0.006 | 0.004 | 0.066                            |   |
| 29  | 0.011                                   | 0.012 | 0.010 | 0.078                            | 0.117                                       |
| 30  | 0.003                                   | 0.004 | 0.003 | 0.061                            |   |
| 31  | 0.008                                   | 0.009 | 0.007 | 0.073                            | 0.109                                       |
| 32  | 0.003                                   | 0.003 | 0.004 | 0.058                            |   |
| 33  | 0.007                                   | 0.009 | 0.007 | 0.068                            | 0.102                                       |
| 34  | 0.003                                   | 0.003 | 0.003 | 0.054                            |   |
| 35  | 0.008                                   | 0.009 | 0.008 | 0.064                            | 0.096                                       |
| 36  | 0.003                                   | 0.004 | 0.002 | 0.051                            |   |
| 37  | 0.006                                   | 0.007 | 0.006 | 0.061                            | 0.091                                       |
| 38  | 0.004                                   | 0.005 | 0.003 | 0.048                            |   |
| 39  | 0.005                                   | 0.006 | 0.006 | 0.058                            | 0.087                                       |
| 40  | 0.003                                   | 0.004 | 0.002 | 0.046                            |   |
| <b>Micro-generator</b> rating per phase (rpp) |   | 5.0   |       | kW                               |   |
| Harmonic                                      | At 45-55% of <b>Registered Capacity</b> |       |       |                                  |   |
|   | Measured Value MV in Amps               |       |       | Limit in BS EN 61000-3-2 in Amps | Higher limit for odd harmonics 21 and above |
|   | R                                       | S     | T     |                                  |   |
| 2   | 0.024                                   | 0.015 | 0.024 | 1.080                            |   |
| 3   | 0.090                                   | 0.102 | 0.088 | 2.300                            |   |
| 4   | 0.022                                   | 0.023 | 0.011 | 0.430                            |   |
| 5   | 0.031                                   | 0.029 | 0.038 | 1.140                            |   |

|    |       |       |       |       |       |
|----|-------|-------|-------|-------|-------|
| 6  | 0.006 | 0.008 | 0.008 | 0.300 |       |
| 7  | 0.025 | 0.026 | 0.032 | 0.770 |       |
| 8  | 0.019 | 0.012 | 0.014 | 0.230 |       |
| 9  | 0.024 | 0.026 | 0.027 | 0.400 |       |
| 10 | 0.009 | 0.008 | 0.010 | 0.184 |       |
| 11 | 0.018 | 0.020 | 0.018 | 0.330 |       |
| 12 | 0.005 | 0.003 | 0.005 | 0.153 |       |
| 13 | 0.012 | 0.013 | 0.009 | 0.210 |       |
| 14 | 0.002 | 0.003 | 0.002 | 0.131 |       |
| 15 | 0.007 | 0.008 | 0.005 | 0.150 |       |
| 16 | 0.003 | 0.003 | 0.002 | 0.115 |       |
| 17 | 0.005 | 0.006 | 0.006 | 0.132 |       |
| 18 | 0.004 | 0.004 | 0.004 | 0.102 |       |
| 19 | 0.005 | 0.004 | 0.008 | 0.118 |       |
| 20 | 0.009 | 0.008 | 0.008 | 0.092 |       |
| 21 | 0.006 | 0.005 | 0.008 | 0.107 | 0.160 |
| 22 | 0.006 | 0.006 | 0.006 | 0.084 |       |
| 23 | 0.007 | 0.006 | 0.007 | 0.098 | 0.147 |
| 24 | 0.004 | 0.004 | 0.004 | 0.077 |       |
| 25 | 0.006 | 0.005 | 0.005 | 0.090 | 0.135 |
| 26 | 0.002 | 0.003 | 0.003 | 0.071 |       |
| 27 | 0.004 | 0.005 | 0.003 | 0.083 | 0.124 |
| 28 | 0.002 | 0.003 | 0.003 | 0.066 |       |
| 29 | 0.004 | 0.004 | 0.003 | 0.078 | 0.117 |
| 30 | 0.004 | 0.004 | 0.004 | 0.061 |       |
| 31 | 0.003 | 0.003 | 0.003 | 0.073 | 0.109 |
| 32 | 0.006 | 0.006 | 0.006 | 0.058 |       |

|   |                                       |       |       |       |                                  |   |
|---|---------------------------------------|-------|-------|-------|----------------------------------|---|
| 33  | 0.002                                 | 0.002 | 0.003 | 0.068 | 0.102                            |   |
| 34  | 0.004                                 | 0.005 | 0.004 | 0.054 |                                  |   |
| 35  | 0.002                                 | 0.002 | 0.003 | 0.064 | 0.096                            |   |
| 36  | 0.002                                 | 0.003 | 0.003 | 0.051 |                                  |   |
| 37  | 0.002                                 | 0.002 | 0.003 | 0.061 | 0.091                            |   |
| 38  | 0.002                                 | 0.002 | 0.002 | 0.048 |                                  |   |
| 39  | 0.003                                 | 0.002 | 0.002 | 0.058 | 0.087                            |   |
| 40  | 0.001                                 | 0.002 | 0.002 | 0.046 |                                  |   |
| <b>Micro-generator rating per phase (rpp)</b> |                                       | 5.0   | KW    |       |                                  |   |
| Harmonic                                      | At 100% of <b>Registered Capacity</b> |       |       |       | Limit in BS EN 61000-3-2 in Amps | Higher limit for odd harmonics 21 and above |
|   | Measured Value MV in Amps             |       |       |       |                                  |   |
|   | R                                     | S     | T     |       |                                  |   |
| 2   | 0.021                                 | 0.018 | 0.028 | 1.080 |                                  |   |
| 3   | 0.128                                 | 0.122 | 0.113 | 2.300 |                                  |   |
| 4   | 0.023                                 | 0.029 | 0.008 | 0.430 |                                  |   |
| 5   | 0.035                                 | 0.042 | 0.036 | 1.140 |                                  |   |
| 6   | 0.007                                 | 0.007 | 0.007 | 0.300 |                                  |   |
| 7   | 0.021                                 | 0.025 | 0.022 | 0.770 |                                  |   |
| 8   | 0.017                                 | 0.012 | 0.018 | 0.230 |                                  |   |
| 9   | 0.020                                 | 0.022 | 0.019 | 0.400 |                                  |   |
| 10  | 0.009                                 | 0.009 | 0.013 | 0.184 |                                  |   |
| 11  | 0.018                                 | 0.021 | 0.018 | 0.330 |                                  |   |
| 12  | 0.004                                 | 0.005 | 0.006 | 0.153 |                                  |   |
| 13  | 0.013                                 | 0.014 | 0.013 | 0.210 |                                  |   |
| 14  | 0.005                                 | 0.005 | 0.004 | 0.131 |                                  |   |
| 15  | 0.015                                 | 0.017 | 0.015 | 0.150 |                                  |   |
| 16  | 0.005                                 | 0.005 | 0.004 | 0.115 |                                  |   |

|    |       |       |       |       |       |
|----|-------|-------|-------|-------|-------|
| 17 | 0.017 | 0.019 | 0.017 | 0.132 |       |
| 18 | 0.003 | 0.004 | 0.004 | 0.102 |       |
| 19 | 0.012 | 0.013 | 0.012 | 0.118 |       |
| 20 | 0.005 | 0.006 | 0.008 | 0.092 |       |
| 21 | 0.012 | 0.013 | 0.011 | 0.107 | 0.160 |
| 22 | 0.004 | 0.005 | 0.007 | 0.084 |       |
| 23 | 0.014 | 0.014 | 0.013 | 0.098 | 0.147 |
| 24 | 0.005 | 0.004 | 0.004 | 0.077 |       |
| 25 | 0.009 | 0.010 | 0.008 | 0.090 | 0.135 |
| 26 | 0.005 | 0.004 | 0.003 | 0.071 |       |
| 27 | 0.010 | 0.009 | 0.008 | 0.083 | 0.124 |
| 28 | 0.005 | 0.004 | 0.004 | 0.066 |       |
| 29 | 0.010 | 0.010 | 0.009 | 0.078 | 0.117 |
| 30 | 0.003 | 0.002 | 0.002 | 0.061 |       |
| 31 | 0.007 | 0.007 | 0.006 | 0.073 | 0.109 |
| 32 | 0.003 | 0.002 | 0.004 | 0.058 |       |
| 33 | 0.007 | 0.007 | 0.006 | 0.068 | 0.102 |
| 34 | 0.003 | 0.002 | 0.003 | 0.054 |       |
| 35 | 0.007 | 0.006 | 0.006 | 0.064 | 0.096 |
| 36 | 0.003 | 0.002 | 0.002 | 0.051 |       |
| 37 | 0.006 | 0.005 | 0.005 | 0.061 | 0.091 |
| 38 | 0.003 | 0.003 | 0.003 | 0.048 |       |
| 39 | 0.005 | 0.005 | 0.005 | 0.058 | 0.087 |
| 40 | 0.003 | 0.003 | 0.002 | 0.046 |       |

Note the higher limits for odd harmonics 21 and above are only allowable under certain conditions, if these higher limits are utilised please state the exemption used as detailed in part 6.2.3.4 of BS EN 61000-3-2 in the box below.

**Power Quality – Voltage fluctuations and Flicker:** These tests should be undertaken in accordance with EREC G98 Annex A1 A.1.3.3 (Inverter connected) or Annex A2 A.2.3.3 (Synchronous).



|   | Starting   |                 |      | Stopping      |            |      | Running          |                         |
|---|------------|-----------------|------|---------------|------------|------|------------------|-------------------------|
|   | d max      | d c             | d(t) | d max         | d c        | d(t) | P <sub>st</sub>  | P <sub>It</sub> 2 hours |
| Measured Values at test impedance   | 0          | 0               | 0    | 0.32          | 0          | 0    | 0.264            | 0.248                   |
| Normalised to standard impedance  | 0          | 0               | 0    | 0.19          | 0          | 0    | 0.272            | 0.253                   |
| Normalised to required maximum impedance  | NA         | NA              | NA   | NA            | NA         | NA   | NA               | NA                      |
| Limits set under BS EN 61000-3-11   | 4%         | 3.3%            | 3.3% | 4%            | 3.3%       | 3.3% | 1.0              | 0.65                    |
|   |            |                 |      |               |            |      |                  |                         |
| Test Impedance  | R          | 0.4             | Ω    | X             |            |      | 0.25             | Ω                       |
| Standard Impedance  | R          | 0.24 *<br>0.4 ^ | Ω    | X             |            |      | 0.15 *<br>0.25 ^ | Ω                       |
| Maximum Impedance   | R          |                 | Ω    | X             |            |      |                  | Ω                       |
| <p>*Applies to three phase and split single phase <b>Micro-generators</b>.</p> <p>^ Applies to single phase <b>Micro-generators</b> and <b>Micro-generators</b> using two phases on a three phase system.</p> <p>For voltage change and flicker measurements the following formula is to be used to convert the measured values to the normalised values where the power factor of the generation output is 0.98 or above.</p> <p>Normalised value = Measured value*reference source resistance/measured source resistance at test point.</p> <p>Single phase units reference source resistance is 0.4 Ω</p> <p>Two phase units in a three phase system reference source resistance is 0.4 Ω.</p> <p>Two phase units in a split phase system reference source resistance is 0.24 Ω.</p> <p>Three phase units reference source resistance is 0.24 Ω.</p> <p>Where the power factor of the output is under 0.98 then the X to R ratio of the test impedance should be close to that of the Standard Impedance.</p> <p>The stopping test should be a trip from full load operation.</p> <p>The duration of these tests need to conform to the particular requirements set out in the testing notes for the technology under test. Dates and location of the test need to be noted below.</p> |            |                 |      |               |            |      |                  |                         |
| Test start date   | 2021-05-19 |                 |      | Test end date | 2021-05-19 |      |                  |                         |

|               |  |
|---------------|--|
| Test location | No.11,Lijiang Road, Xinwu District, Wuxi City, Jiangsu Province, China |
|---------------|--|

|   |            |            |            |            |            |            |            |            |            |            |            |            |
|---|------------|------------|------------|------------|------------|------------|------------|------------|------------|------------|------------|------------|
| <b>Power quality – DC injection:</b> This test should be carried out in accordance with EN 50438 Annex D.3.10 |            |            |            |            |            |            |            |            |            |            |            |            |
| 10 kW   |            |            |            |            |            |            |            |            |            |            |            |            |
|   | R          |            |            |            | S          |            |            |            | T          |            |            |            |
| Test power level  | 20%        | 50%        | 75%        | 100%       | 20%        | 50%        | 75%        | 100%       | 20%        | 50%        | 75%        | 100%       |
| Recorded value in Amps  | 0.00<br>07 | 0.00<br>35 | 0.00<br>3  | 0.003      | 0.00<br>2  | 0.00<br>4  | 0.00<br>6  | 0.008      | 0.007      | 0.008      | 0.00<br>7  | 0.007      |
| as % of rated AC current  | 0.00<br>5% | 0.02<br>4% | 0.02<br>1% | 0.021<br>% | 0.01<br>4% | 0.02<br>8% | 0.04<br>1% | 0.055<br>% | 0.048<br>% | 0.055<br>% | 0.04<br>8% | 0.048<br>% |
| Limit   | 0.25<br>%  | 0.25<br>%  | 0.25<br>%  | 0.25%      | 0.25<br>%  | 0.25<br>%  | 0.25<br>%  | 0.25<br>%  | 0.25%      | 0.25%      | 0.25<br>%  | 0.25%      |

|   |            |            |            |            |            |            |            |            |            |            |            |            |
|---|------------|------------|------------|------------|------------|------------|------------|------------|------------|------------|------------|------------|
| <b>Power quality – DC injection:</b> This test should be carried out in accordance with EN 50438 Annex D.3.10 |            |            |            |            |            |            |            |            |            |            |            |            |
| 8 kW  |            |            |            |            |            |            |            |            |            |            |            |            |
|   | R          |            |            |            | S          |            |            |            | T          |            |            |            |
| Test power level  | 20%        | 50%        | 75%        | 100%       | 20%        | 50%        | 75%        | 100%       | 20%        | 50%        | 75%        | 100%       |
| Recorded value in Amps  | 0.00<br>2  | 0.00<br>4  | 0.00<br>4  | 0.003      | 0.00<br>4  | 0.00<br>5  | 0.00<br>6  | 0.003      | 0.004      | 0.008      | 0.00<br>9  | 0.006      |
| as % of rated AC current  | 0.01<br>7% | 0.03<br>5% | 0.03<br>5% | 0.026<br>% | 0.03<br>5% | 0.04<br>3% | 0.05<br>2% | 0.026<br>% | 0.035<br>% | 0.069<br>% | 0.07<br>8% | 0.052<br>% |
| Limit   | 0.25<br>%  | 0.25<br>%  | 0.25<br>%  | 0.25%      | 0.25<br>%  | 0.25<br>%  | 0.25<br>%  | 0.25<br>%  | 0.25%      | 0.25%      | 0.25<br>%  | 0.25%      |

| <b>Power quality – DC injection:</b> This test should be carried out in accordance with EN 50438 Annex D.3.10 |                   |                   |                   |            |                   |                   |                   |            |            |            |                   |            |
|---|-------------------|-------------------|-------------------|------------|-------------------|-------------------|-------------------|------------|------------|------------|-------------------|------------|
| 6 kW  |                   |                   |                   |            |                   |                   |                   |            |            |            |                   |            |
|   | R                 |                   |                   |            | S                 |                   |                   |            | T          |            |                   |            |
| Test power level  | 20%               | 50%               | 75%               | 100%       | 20%               | 50%               | 75%               | 100%       | 20%        | 50%        | 75%               | 100%       |
| Recorded value in Amps  | 0.00 <sub>3</sub> | 0.00 <sub>5</sub> | 0.00 <sub>6</sub> | 0.007      | 0.00 <sub>3</sub> | 0.00 <sub>4</sub> | 0.00 <sub>5</sub> | 0.006      | 0.006      | 0.008      | 0.00 <sub>9</sub> | 0.008      |
| as % of rated AC current  | 0.03<br>5%        | 0.05<br>8%        | 0.06<br>9%        | 0.081<br>% | 0.03<br>5%        | 0.04<br>6%        | 0.05<br>8%        | 0.069<br>% | 0.069<br>% | 0.092<br>% | 0.10<br>4%        | 0.092<br>% |
| Limit   | 0.25<br>%         | 0.25<br>%         | 0.25<br>%         | 0.25%      | 0.25<br>%         | 0.25<br>%         | 0.25<br>%         | 0.25<br>%  | 0.25%      | 0.25%      | 0.25<br>%         | 0.25%      |
| <b>Power quality – DC injection:</b> This test should be carried out in accordance with EN 50438 Annex D.3.10 |                   |                   |                   |            |                   |                   |                   |            |            |            |                   |            |
| 5 kW  |                   |                   |                   |            |                   |                   |                   |            |            |            |                   |            |
|   | R                 |                   |                   |            | S                 |                   |                   |            | T          |            |                   |            |
| Test power level  | 20%               | 50%               | 75%               | 100%       | 20%               | 50%               | 75%               | 100%       | 20%        | 50%        | 75%               | 100%       |
| Recorded value in Amps  | 0.00 <sub>2</sub> | 0.00 <sub>5</sub> | 0.00 <sub>8</sub> | 0.006      | 0.00 <sub>9</sub> | 0.00 <sub>7</sub> | 0.00 <sub>8</sub> | 0.006      | 0.008      | 0.007      | 0.00 <sub>8</sub> | 0.013      |
| as % of rated AC current  | 0.02<br>8%        | 0.06<br>9%        | 0.11<br>0%        | 0.083<br>% | 0.12<br>4%        | 0.09<br>7%        | 0.11<br>0%        | 0.083<br>% | 0.110<br>% | 0.097<br>% | 0.11<br>0%        | 0.179<br>% |
| Limit   | 0.25<br>%         | 0.25<br>%         | 0.25<br>%         | 0.25%      | 0.25<br>%         | 0.25<br>%         | 0.25<br>%         | 0.25<br>%  | 0.25%      | 0.25%      | 0.25<br>%         | 0.25%      |

| <b>Power Quality – Power factor:</b> This test shall be carried out in accordance with EN 50538 Annex D.3.4.1 but with nominal voltage -6% and +10%. Voltage to be maintained within $\pm 1.5\%$ of the stated level during the test. |         |       |       |
|---|---------|-------|-------|
| <b>10.0kW</b>   |         |       |       |
|   | 216.2 V | 230 V | 253 V |
| 20% of <b>Registered Capacity</b>   | 0.992   | 0.989 | 0.985 |
| 50% of <b>Registered Capacity</b>   | 0.999   | 0.998 | 0.998 |
| 75% of <b>Registered Capacity</b>   | 0.999   | 0.999 | 0.999 |
| 100% of <b>Registered Capacity</b>  | 0.999   | 0.999 | 0.999 |
| Limit   | >0.95   | >0.95 | >0.95 |
| <b>8.0 kW</b>   |         |       |       |
|   | 216.2 V | 230 V | 253 V |
| 20% of <b>Registered Capacity</b>   | 0.985   | 0.983 | 0.976 |
| 50% of <b>Registered Capacity</b>   | 0.998   | 0.998 | 0.997 |
| 75% of <b>Registered Capacity</b>   | 0.999   | 0.999 | 0.999 |
| 100% of <b>Registered Capacity</b>  | 0.999   | 0.999 | 0.999 |
| Limit   | >0.95   | >0.95 | >0.95 |
| <b>6.0 kW</b>   |         |       |       |
|   | 216.2 V | 230 V | 253 V |
| 20% of <b>Registered Capacity</b>   | 0.977   | 0.974 | 0.966 |
| 50% of <b>Registered Capacity</b>   | 0.997   | 0.996 | 0.995 |
| 75% of <b>Registered Capacity</b>   | 0.999   | 0.998 | 0.998 |
| 100% of <b>Registered Capacity</b>  | 0.999   | 0.999 | 0.999 |

|                                    |         |       |       |
|------------------------------------|---------|-------|-------|
| Limit                              | >0.95   | >0.95 | >0.95 |
| 5.0 kW                             |         |       |       |
|                                    | 216.2 V | 230 V | 253 V |
| 20% of <b>Registered Capacity</b>  | 0.972   | 0.958 | 0.941 |
| 50% of <b>Registered Capacity</b>  | 0.994   | 0.993 | 0.993 |
| 75% of <b>Registered Capacity</b>  | 0.998   | 0.997 | 0.996 |
| 100% of <b>Registered Capacity</b> | 0.999   | 0.998 | 0.998 |
| Limit                              | >0.95   | >0.95 | >0.95 |

**Protection – Frequency tests:** These tests should be carried out in accordance with EN 50438 Annex D.2.4 and the notes in EREC G98 Annex A1 A.1.2.3 (Inverter connected) or Annex A2 A.2.2.3 (Synchronous)

| Function    | Setting   |            | Trip test |            | "No trip tests"    |                 |
|-------------|-----------|------------|-----------|------------|--------------------|-----------------|
|             | Frequency | Time delay | Frequency | Time delay | Frequency /time    | Confirm no trip |
| U/F stage 1 | 47.5 Hz   | 20 s       | 47.49 Hz  | 20.05s     | 47.7 Hz<br>30 s    | No trip         |
| U/F stage 2 | 47 Hz     | 0.5 s      | 46.99 Hz  | 0.50s      | 47.2 Hz<br>19.5 s  | No trip         |
|             |           |            |           |            | 46.8 Hz<br>0.45 s  | No trip         |
| O/F stage 1 | 52 Hz     | 0.5 s      | 52.01Hz   | 0.503s     | 51.8 Hz<br>120.0 s | No trip         |
|             |           |            |           |            | 52.2 Hz<br>0.45 s  | No trip         |

Note. For frequency trip tests the frequency required to trip is the setting  $\pm 0.1$  Hz. In order to measure the time delay a larger deviation than the minimum required to operate the projection can be used. The "No trip tests" need to be carried out at the setting  $\pm 0.2$  Hz and for the relevant times as shown in the table above to ensure that the protection will not trip in error.

**Protection – Voltage tests:** These tests should be carried out in accordance with EN 50438 Annex D.2.3 and the notes in EREC G98 Annex A1 A.1.2.2 (Inverter connected) or Annex A2 A.2.2.2 (Synchronous)

| Function | Setting |            | Trip test |            | "No trip tests" |                 |
|----------|---------|------------|-----------|------------|-----------------|-----------------|
|          | Voltage | Time delay | Voltage   | Time delay | Voltage /time   | Confirm no trip |

|             |         |       |        |        |                  |         |
|-------------|---------|-------|--------|--------|------------------|---------|
| U/V         | 184 V   | 2.5 s | 183.9V | 2.501s | 188V<br>5.0 s    | No trip |
|             |         |       |        |        | 180V<br>2.45 s   | No trip |
| O/V stage 1 | 262.2 V | 1.0 s | 262.3V | 1.002s | 258.2 V<br>5.0 s | No trip |
| O/V stage 2 | 273.7 V | 0.5 s | 273.7V | 0.510s | 269.7V<br>0.95 s | No trip |
|             |         |       |        |        | 277.7V<br>0.45 s | No trip |

Note for Voltage tests the Voltage required to trip is the setting  $\pm 3.45$  V. The time delay can be measured at a larger deviation than the minimum required to operate the protection. The No trip tests need to be carried out at the setting  $\pm 4$  V and for the relevant times as shown in the table above to ensure that the protection will not trip in error.

**Protection – Loss of Mains test:** For PV Inverters shall be tested in accordance with BS EN 62116. Other Inverters should be tested in accordance with EN 50438 Annex D.2.5 at 10%, 55% and 100% of rated power.

For Inverters tested to BS EN 62116 the following sub set of tests should be recorded in the following table.

|                           |                         |                         |                         |                         |                         |                          |
|---------------------------|-------------------------|-------------------------|-------------------------|-------------------------|-------------------------|--------------------------|
| Test Power and imbalance  | 33%<br>-5% Q<br>Test 22 | 66%<br>-5% Q<br>Test 12 | 100%<br>-5% P<br>Test 5 | 33%<br>+5% Q<br>Test 31 | 66%<br>+5% Q<br>Test 21 | 100%<br>+5% P<br>Test 10 |
| Trip time. Limit is 0.5 s | 0.391s                  | 0.375 s                 | 0.254 s                 | 0.335 s                 | 0.210 s                 | 0.348 s                  |

**Protection – Frequency change, Vector Shift Stability test:** This test should be carried out in accordance with EREC G98 Annex A1 A.1.2.6 (Inverter connected) or Annex A2 A.2.2.6 (Synchronous).

|                       |                 |              |                 |
|-----------------------|-----------------|--------------|-----------------|
|                       | Start Frequency | Change       | Confirm no trip |
| Positive Vector Shift | 49.0 Hz         | +50 degrees  | No trip         |
| Negative Vector Shift | 50.0 Hz         | - 50 degrees | No trip         |

**Protection – Frequency change, RoCoF Stability test:** The requirement is specified in section 11.3, test procedure in Annex A.1.2.6 (Inverter connected) or Annex A2 A.2.2.6 (Synchronous).

|                    |                         |               |                 |
|--------------------|-------------------------|---------------|-----------------|
| Ramp range         | Test frequency ramp:    | Test Duration | Confirm no trip |
| 49.0 Hz to 51.0 Hz | +0.95 Hzs <sup>-1</sup> | 2.1 s         | No trip         |
| 51.0 Hz to 49.0 Hz | -0.95 Hzs <sup>-1</sup> | 2.1 s         | No trip         |

**Limited Frequency Sensitive Mode – Overfrequency test:** This test should be carried out in accordance with EN 50438 Annex D.3.3 Power response to over- frequency. The test should be carried out using the specific threshold frequency of 50.4 Hz and **Droop** of 10%.

| Test sequence at<br><b>Registered Capacity</b><br>=100%   | Measured<br><b>Active Power</b><br>Output | Frequency | Primary Power Source | <b>Active Power</b><br>Gradient |
|---|---|-----------|----------------------|---------------------------------|
| Step a) 50.00 Hz ±0.01 Hz   | 9923                                      | 50.00     | DC SOURCE            | NA                              |
| Step b) 50.45 Hz ±0.05 Hz   | 9831                                      | 50.45     |                      | 10.79%                          |
| Step c) 50.70 Hz ±0.10 Hz   | 9370                                      | 50.70     |                      | 10.77%                          |
| Step d) 51.15 Hz ±0.05 Hz   | 8504                                      | 51.15     |                      | 10.49%                          |
| Step e) 50.70 Hz ±0.10 Hz   | 9381                                      | 50.70     |                      | 10.98%                          |
| Step f) 50.45 Hz ±0.05 Hz   | 9829                                      | 50.45     |                      | 10.56%                          |
| Step g) 50.00 Hz ±0.01 Hz   | 9923                                      | 50.00     |                      | NA                              |
| Test sequence at<br><b>Registered Capacity</b> 50%  | Measured<br><b>Active Power</b><br>Output | Frequency | Primary Power Source | <b>Active Power</b><br>Gradient |
| Step a) 50.00 Hz ±0.01 Hz   | 4987                                      | 50.00     | DC SOURCE            | NA                              |
| Step b) 50.45 Hz ±0.05 Hz   | 4940                                      | 50.45     |                      | 10.61%                          |
| Step c) 50.70 Hz ±0.10 Hz   | 4713                                      | 50.70     |                      | 10.92%                          |
| Step d) 51.15 Hz ±0.05 Hz   | 4278                                      | 51.15     |                      | 10.55%                          |
| Step e) 50.70 Hz ±0.10 Hz   | 4707                                      | 50.70     |                      | 10.69%                          |
| Step f) 50.45 Hz ±0.05 Hz   | 4939                                      | 50.45     |                      | 10.39%                          |
| Step g) 50.00 Hz ±0.01 Hz   | 4982                                      | 50.00     |                      | NA                              |
| Steps as defined in EN 50438  |   |           |                      |                                 |
| <b>Power output with falling frequency test:</b> This test should be carried out in accordance with EN 50438 Annex D.3.2 active power feed-in at under-frequency. |   |           |                      |                                 |
| Test sequence   | Measured <b>Active Power</b> Output       | Frequency | Primary power source |                                 |
| Test a) 50 Hz ± 0.01 Hz   | 9825 W                                    | 50.00 Hz  | 10129 W              |                                 |
| Test b) Point between 49.5 Hz and 49.6 Hz   | 9826 W                                    | 49.55 Hz  | 10226 W              |                                 |
| Test c) Point between 47.5 Hz and 47.6 Hz   | 9820 W                                    | 47.55 Hz  | 10167 W              |                                 |
| NOTE: The operating point in Test (b) and (c) shall be maintained for at least 5 minutes  |   |           |                      |                                 |
| <b>Re-connection timer.</b>   |   |           |                      |                                 |
| Test should prove that the reconnection sequence starts after a minimum delay of 20 s for restoration of  |   |           |                      |                                 |

|   |                |   |                 |                 |                 |
|---|----------------|---|-----------------|-----------------|-----------------|
| voltage and frequency to within the stage 1 settings of Table 2.  |                |   |                 |                 |                 |
| Time delay setting  | Measured delay | Checks on no reconnection when voltage or frequency is brought to just outside stage 1 limits of table 2. |                 |                 |                 |
| 30s   | 35s            | At 266.2 V  | At 184.0 V      | At 47.4 Hz      | At 52.1 Hz      |
| Confirmation that the <b>Micro-generator</b> does not re-connect. |                | No reconnection   | No reconnection | No reconnection | No reconnection |

|   |          |       |                  |                            |            |            |            |
|---|----------|-------|------------------|----------------------------|------------|------------|------------|
| <b>Fault level contribution:</b> These tests shall be carried out in accordance with EREC G98 Annex A1 A.1.3.5 ( <b>Inverter</b> connected) and Annex A2 A.2.3.4 (Synchronous).   |          |       |                  |                            |            |            |            |
| For machines with electro-magnetic output   |          |       |                  | For <b>Inverter</b> output |            |            |            |
|   |          |       |                  | S&R                        |            | S&N        |            |
| Parameter   | Sym bol  | Value | Time after fault | Volts                      | Amps       | Volts      | Amps       |
| Peak Short Circuit current  | $i_p$    |       | 20 ms            | 10V                        | 5.5A       | 0          | 12.5A      |
| Initial Value of aperiodic current  | A        |       | 100 ms           | 0                          | 0          | 0          | 7A         |
| Initial symmetrical short-circuit current*  | $I_k$    |       | 250 ms           | 0                          | 0          | 0          | 0          |
| Decaying (aperiodic) component of short circuit current*  | $i_{DC}$ |       | 500 ms           | 0                          | 0          | 0          | 0          |
| Reactance/Resistance Ratio of source*   | $X/R$    |       | Time to trip     | 3.8ms                      | In seconds | 3ms        | In seconds |
| For rotating machines and linear piston machines the test should produce a 0 s – 2 s plot of the short circuit current as seen at the <b>Micro-generator</b> terminals.   |          |       |                  |                            |            |            |            |
| * Values for these parameters should be provided where the short circuit duration is sufficiently long to enable interpolation of the plot  |          |       |                  |                            |            |            |            |
| <b>Logic Interface.</b>   |          |       |                  |                            |            | <b>Yes</b> |            |
| <b>Self-Monitoring solid state switching:</b> No specified test requirements. Refer to EREC G98 Annex A1 A.1.3.6 ( <b>Inverter</b> connected).  |          |       |                  |                            |            | <b>NA</b>  |            |
| It has been verified that in the event of the solid state switching device failing to disconnect the <b>Micro-generator</b> , the voltage on the output side of the switching device is reduced to a value below 50 V within 0.5 s. |          |       |                  |                            |            | <b>NA</b>  |            |
| Additional comments   |          |       |                  |                            |            |            |            |
|   |          |       |                  |                            |            |            |            |